

# Wheatland Wizards – Season of Development

"THE BEST WAY TO  
IMPROVE THE TEAM IS  
TO IMPROVE  
YOURSELF."

*John Wooden*



# Team Highlights

1. 5 New Players on Team
2. 4 players with True Shooting % over 40% and 2 more at 39%
3. 12% increase in average player efficiency from prior year
4. All players started 5+ games through the season
5. 30% Team Three Point Shooting with 4 players over 30%
  - Opponents shot 26% and made 42 fewer 3's
6. 1-3-1 defensive performance
7. Point differential of +10
8. Record of 5-8 in games decided by 5 points or less



# Team Highlights (con't)

- 45 team practices
- 13 Summer Camp / Scrimmages
- 48 Games (21-27)
  - 28 Tournament (16-13)
    - 7 tournaments: Three 2<sup>nd</sup> Place Finishes
  - 18 League (4-12)
  - 3 League Tournament (1-2)

## Opportunity



# League Highlights

Team	Win	Loss	%	Pts Allowed	Average Pts Allowed
Batavia Red	14	2	88%	550	34
Downers Grove Wolfpack	14	2	88%	551	34
Geneva Blue	13	3	81%	596	37
Bloomingtondale	8	8	50%	708	44
Kaneland Cagers	7	9	44%	579	36
Wheaton North - Blue	7	9	44%	572	36
Hinsdale Red	7	9	44%	558	35
Elmhurst Airborne Green	6	10	38%	576	36
Victory Basketball	6	10	38%	660	41
WW South - Black	5	11	31%	495	31
St Charles White	5	11	31%	743	46
Wheatland Wizards Blue	4	12	25%	642	40

- DYTBL Wins:**
1. Kaneland
  2. Geneva
  3. Wheaton North
  4. Wheaton Warrenville
  5. Victory
  6. St. Charles

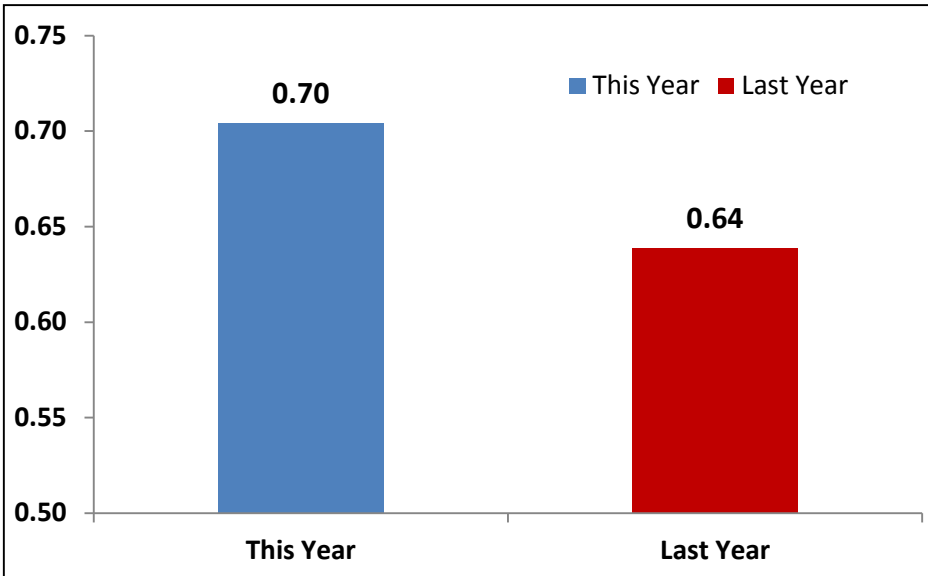


1. Wheaton-Warrenville 17-21
2. St. Charles 45-47 (OT)
3. Hinsdale 20-22
4. Kaneland 34-39 (OT)



# Team Progress

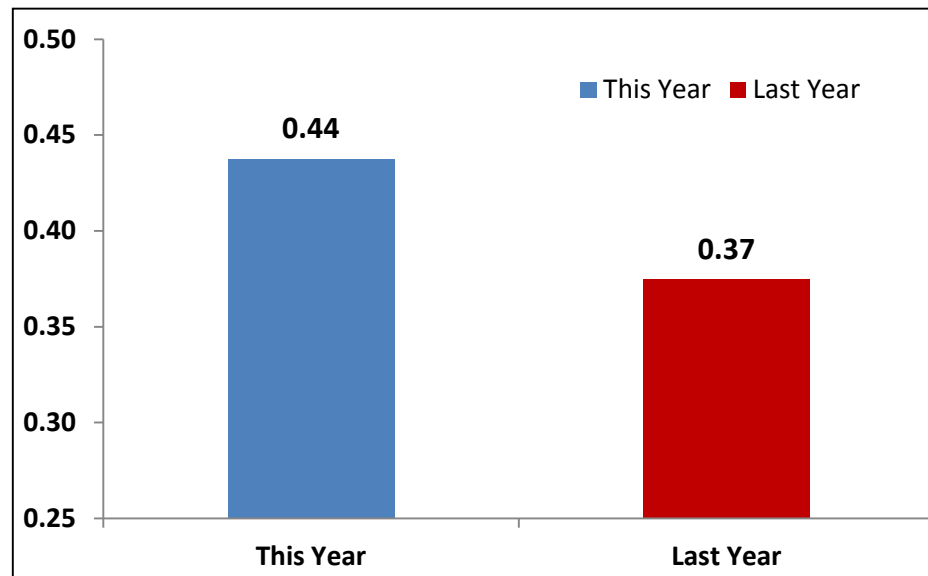
## Points Per Possession



**10% Improvement**

Opponents improved 6%

## Assists Per Turnover

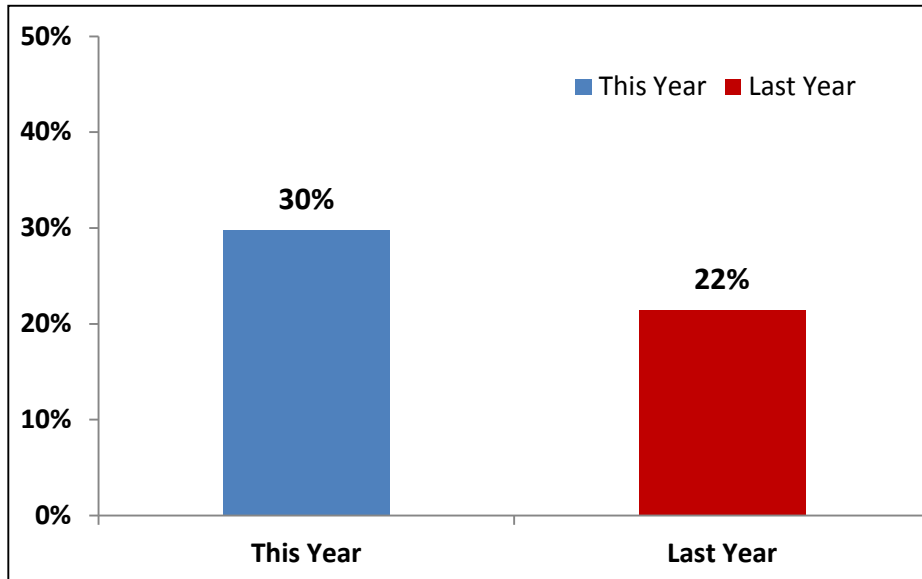


**18% improvement**



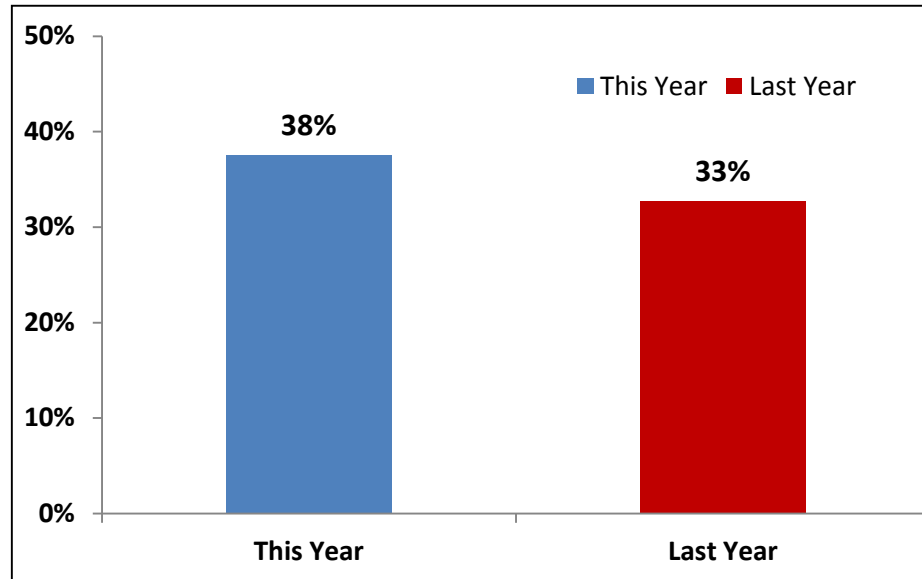
# Team Progress

## 3 Point Shooting %



**8 percentage improvement**

## True Shooting %



**5 percentage improvement**



# Hard Work = Improvement



1. 91% in season practice attendance
2. 7 boys with 40+ of 45 practices
3. 3 perfect game attendance and 6 more two games or less missed

**Average Player Efficiency Rating  
Increased 19% from first 13 games of the  
season**

**Start of Season: 2 Wins 11 Losses  
Finish of Season: 19 Wins 16 Losses**



# # 3 – Cavan Millington

## Accomplishments

1. True Shooting increased from 34% to 39%
2. Assists to Turnover Ratio of 0.66 (Top 3)
3. 27 three pointers made

710+ Career Rebounds

***Walk-Up Song***  
“Thunder”, Imagine Dragons

Points  
125+

Rebounds  
75+

Steals  
30+

Assists  
30+

TS %  
39%

A/TO  
0.66





# # 8 – Joshua Holmes

## Accomplishments

1. Free Throw of 66% (#1 on team)
2. True Shooting of 41.8% (#1 on Team)
3. 3 point shooting of 31%

***Walk-Up Song***  
“Crazy Train”, Ozzie Osborne

Points  
150+

Rebounds  
50+

Steals  
30+

Assists  
25+

TS %  
41.8%

FT%  
66.0%



# # 9 – Quinn Callaghan

## Accomplishments

1. 5 Rebounds Per Game (#1 on Team)
2. True Shooting of 40.5%
3. Avg Contribution Points Per Game of 5.4 (#1 on Team)

***Walk-Up Song***  
“All I Do is Win”, DJ Khaled

Points  
100+

Rebounds  
150+

Steals  
30+

Off Reb  
75+

TS %  
40.5%

Hustle Pts  
210+



# # 10 – Gabe Thomas

## Accomplishments

1. Most Improved Player on Team
2. Best Ball Handler on Team
3. 50% True Shooting in Final 10 Games of Season

***Walk-Up Song***  
“Thrift Shop”,  
Mackelmore

Points

85+

Rebounds

50+

Steals

25+

Off Reb

30+

FT %

50%

Hustle Pts

100+



# # 11 – Luke Pallaschke

## Accomplishments

1. True Shooting of 41.6% (Top 2)
2. 3 Pt of 35% (#1 on Team)
3. 0.74 Assist to TO (#1 on Team)

210+ Career Assists

***Walk-Up Song***  
“Whatever It Takes”, Imagine Dragons

Points  
250+

Rebounds  
115+

3 Pt Made  
30

Assists  
55+

TS %  
41.6%

Hustle Pts  
215+



# # 16 – Braydon Murphy

## Accomplishments

1. 4 Rebounds Per Game (Top 3)
2. 170 Player Efficiency Points (Top 4)
3. 121 Def Rebounds (Top 2)

Points

125+

Rebounds

175+

Steals

35+

Assists

25+

Blocks

10+

Hustle Pts

250+

***Walk-Up Song***

Silence



# # 17 – Jared Bumulay

## Accomplishments

1. 124 Def Reb (#1 on Team)
2. 27 Blocked shots (#1 on Team)
3. 275 Hustle Points (Top 2)

***Walk-Up Song***  
“Stir Fry”,  
Minos

Points  
100+

Rebounds  
200+

Steals  
25+

Block Shot  
25+

TS %  
36.6%

Hustle Pts  
275+



# # 21 – Ryan Zangri

## Accomplishments

1. Free Throw of 55.6% (Top 2)
2. 18 Three's on 33% Shooting Since Feb 1
3. 3 pointers made (Top 4)

Points

145+

Rebounds

90+

Steals

45+

3 Pt Made

25

FT %

56.6%

Hustle Pts

160+

***Walk-Up Song***

“Humble”, Kendrick Lamar



# # 24 – Josh Tinney

## Accomplishments

1. 100 Steals (#1 on Team)
2. 275 Hustle Points (Top 2)
3. 52 Assists (Top 3)

**375+ Career Steals**

***Walk-Up Song***  
“You Can’t Stop Me”, Andy Mineo

Points  
175+

Rebounds  
110+

Steals  
100+

Assists  
50+

3 Pt %  
33.3%

Hustle Pts  
275+





# # 44 – Jeremy Wrona

## Accomplishments

1. 329 Points (#1 on Team)
2. 66 Assists (#1 on Team)
3. True Shooting % of 41.3% (Top 3)

1,300+ Career Points

***Walk-Up Song***  
“God’s Plan”,  
Drake

Points  
325+

Rebounds  
115+

Steals  
70+

Assists  
65+

TS %  
41.1%

Hustle Pts  
250+



# The Journey...

1. 2015 Ottawa Holiday Classic Champs (9U)
2. 2015 WAA Competitive League Champs (9U)
3. 2015 Bloomingdale Thanksgiving Classic Champs (10U)
4. 2015 Wheaton Winter Classic Finalist (10U)
5. 2016 Oswego Wolfpack Tournament Finalist (10U)
6. 2016 Riverside-Brookfield Winter Classic Champs (10U)
7. 2016 Stars of Tomorrow Christmas Classic 2<sup>nd</sup> Place (11U)
8. 2017 Geneva Invitational Finalist (11U)
9. 2017 Stars of Tomorrow 2<sup>nd</sup> Place (12U)
10. 2017 Glen Ellyn Invitational Finalist (12U)
11. 2018 Oswego Wolfpack Tournament 3<sup>rd</sup> Place (12U)
12. 2018 Hampshire Invitational Finalist (12U)

